

Counting to 10 in Spanish/English Song

C $\text{♩} = 120$ *F* *G*⁷ *C*

U - no, dos, tres Cua-tro, cin - co, seis Si - e - te, o - cho, nue - ve, Di - ez, di - ez, di - ez.

C *F* *G*⁷ *C*

One, two, three Four, five six Se - ven, eight, nine Ten, ten, ten.

Counting to 20

1 *G* *C* *G* *C* *G* *D*⁷ *G*

One, two, three, four, five, six, se - ven, eight, nine, ten, one more makes e - lev - en.

9 *G* *C* *G* *D*⁷ *G* *C* *G* *D*⁷

Twelve, thir - teen, four - teen, fif - teen, six - teen, se - ven - teen, eight - een, nine - teen,

17 *G* *C* *G* *C* *G* *D*⁷ *G*

One more now makes num - ber twen - ty. Ten & ten to - geth - er makes twen - ty.

Cover your nose

1 *G* *D*⁷ *G* (*ar - choo!*) *G* *D*⁷ *G* (*ar - choo!*)

Co - ver your nose when you sneeze, Co - ver your nose when you sneeze,

5 *G* *D* *A*⁷ *D* (*ar - choo!*)

Co - ver your nose, cov - er your nose, co - ver your nose when you sneeze, And

9 *C* *G* (*Cough, cough!*) *D*⁷ *Em* (*Cough, cough!*)

co - ver your mouth when you cough, co - ver your mouth when you cough,

13 *D* *G* *C* *D* *D*⁷ *G* (*Cough, cough!*)

Co - ver your mouth, co - ver your mouth co - ver your mouth when you cough. We

17 *G* *C* *G* *G* *C* *G* *D*⁷ *G* *Em* *C* *G* *G* *D*⁷ *G*


2 don't want all yourgerms, on oth - er boys and girls. So, co - ver your nose, co - ver your mouth, when you sneeze and cough.

Dinosaur Rap

1 $\text{♩} = 180$



My name is Di - no I used to roar, When I was a - live as a di - no - saur.



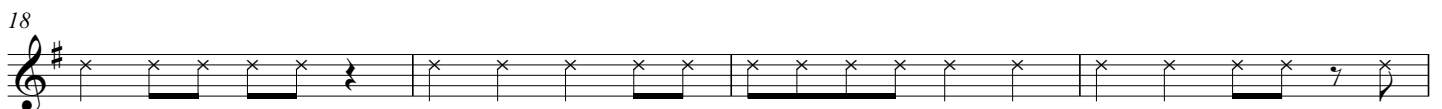
All that's left of me these days, is a pile of bones, on dis - play. My




skel - e - ton is all that you can see. In fact, it's true, you can see through me. They



dug me up, bone by bone, from un - der the ground where I was found. They



put me to - geth - er piece by piece. It was har - der than a gi - ant jig - saw puz - zle. It's



fi - nal - ly done as you can see. Now they need to find some friends for me. It



may take a while but that's o - kay. I was - n't real - ly do - ing much, an - y - way!

Empowerment Song

(Tune: Playschool's 'Hungry, hungry, I am hungry')



I am strong and fit and health - y I eat lots of fruit and veg - es.____



Wa - ter is my fav - 'rite drink My brain needs wa - ter to help it think.

I am very, very clever
I know what is right and wrong
I can choose to do the right thing
I teach others by what I do.

I am very, very lucky
Lots of friends to play with me
We share time and toys together
Everybody is my friend.

I am very, very grateful
I have everything that I need
I help others, they help me
That's the way the world should be.

I am very, very happy
I make others happy too
When I smile I feel much better
Other people start smiling too.

I am very, very brave
I try new things every day
Sometimes I may need to practice
I know everything will be okay.

I feel good about myself
I'm the best that I can be
I know I'm a special person
I'm so happy to be me.

Friends

1 $\text{♩} = 140$ G C G C G C D⁷ G

I am a boy, my name is _____ I like my - self yes, I like me.

I am a girl,
My name is _____
I like myself,
Yes, I like me.

You are a girl,
You like yourself.
Your name is _____
I like you too.

My friend is a girl,
Her name is _____
She likes himself
I like her too.

You are all friends
You like yourselves
You like me and
I like you.

You are a boy,
You like yourself.
Your name is _____
I like you too.

My friend is a boy,
His name is _____
He likes himself
I like him too.

We are all friends
We like ourselves
We like friends and
Friends like us.

They are all friends
They like themselves
They like me and
I like them.

Hat On

1 $\text{♩} = 140$ G D⁷ G G D⁷ G G D⁷ G G D⁷ G (Tune: Frere Jacques)

Hel - lo _____ Hel - lo _____ Where's your hat? Where's your hat?

5 G D⁷ G G D⁷ G G D⁷ G G D⁷ G

Need to put it on please, Need to put it on please, Thank you ve - ry much. Thank you ve - ry much.

Please and Thank You

1 G D⁷ G G D⁷ G G D⁷ G G D⁷ G (Tune: Frere Jacques)

Please and Thank you, Please and Thank you, That's what we say, That's what we say,

5 G D⁷ G G D⁷ G G D⁷ G G D⁷ G

Please when you want it, Thank you when you get it, Thank you ve - ry much. Thank you ve - ry much.

I can do it

1 G D⁷ G G D⁷ G G D⁷ G G D⁷ G (Tune: Frere Jacques)


I can do it, I can do it, Yes I can, Yes I can,

5 G D⁷ G G D⁷ G G D⁷ G G D⁷ G

I know I can do it, I know I can do it, When I try, When I try.

The Exercise Song

1 G $\text{♩} = 160$ C G C G C G C G C



Blink your eyes. O - pen, shut, O - pen, shut, O - pen, shut, O - pen your eyes. Move them

6 G C G C G C G C G C G D⁷ G



down then up, down then up. Move your eyes, round and round, Look at the sky then look at the ground.

12 G C G C G C G D⁷ G G C G C G C G D⁷ G




Gent-ly move your head a-round. Lift it up then move it down. Slow-ly look, to one side, Hold it there and count to five.

20 G C G C G C G D⁷ G



1, 2, 3, 4, 5. Slow-ly look to the oth-er side. Hold it there and count to five. 1, 2, 3, 4, 5.

28 G C G C G C G D⁷ G G C G C G C G D⁷ G




Time to life your shoul-ders up. Hold them there, now let them drop. Life your shoul-ders up a-gain. Hold them there, now down a- gain.

36 G C G C G C G D⁷ G G C G C G C G D⁷ G



Lift your arms up ve-ry high. Stretch your fin-gers to the sky. Time to let your arms hang down. Then bend o-ver and touch the ground.

44 G C G C G C G D⁷ G



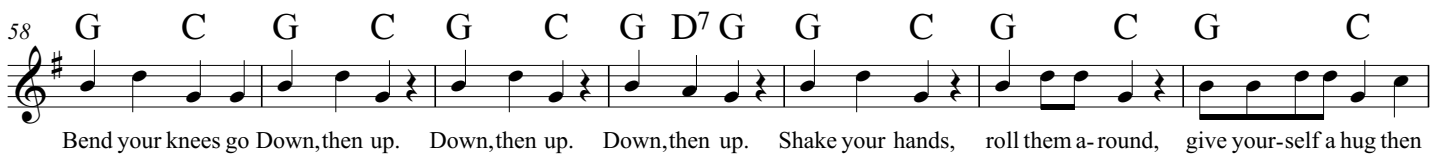
Lift your arms as high as you can. High-er! High-er! High er now! Let them down and touch the ground.

50 G C G C G C G D⁷ G G C G C G C G D⁷ G




Stand up tall, keep your back straight Hands on hips as you ro-tate. Turn to the left, turn to the right. Back to the left, and a-gain to the right.

58 G C G C G C G D⁷ G G C G C G C



Bend your knees go Down, then up. Down, then up. Down, then up. Shake your hands, roll them a-round, give your-self a hug then

65 G D⁷ G G C G C G C G D⁷ G



turn a - round. Shake your feet, All a - round. Now sit down qui - et - ly with - out a sound.

Mummies & Daddies are coming soon (Tune: Here we go round the Mulberry Bush)

1 G C D7



Mum - mies and dad - dies are com - ing soon, com - ing soon, com - ing soon.

5 G D7 G



Mum-mies and Dad - dies are com - ing soon, they're com - ing to take you a - way. But

9 G C D7



first we're go - ing to have a play, first we're go - ing to have a play,

13 G D7 G



first we're go - ing to have a play, be - fore we have morn - ing tea. And

17 G C G G C G



af - ter morn - ing tea, and af - ter morn - ing tea, We'll

21 G C D7 G




have a - noth - er play, we'll have a - noth - er play, we'll

25 G C D7 G



have a - noth - er play, Be - fore we have our lunch. And

29 G C G G C G




af - ter we've had our lunch, af - ter we've had our lunch, We'll

33 G C D7 G



have a sleep or rest time, we'll have a sleep or rest time, we'll

37 G C D7 G



have a sleep or rest time, be - fore we have af - ter - noon tea. And

41 G C G G C G

af - ter af - ter - noon tea., and af - ter af - ter - noon tea. We'll

45 G C D⁷ G G C

have a - noth - er play then we'll have a - noth - er play then, we'll have a - noth - er play and then,

51 G C D⁷

Mum - mies and dad - dies are com - ing soon, com - ing soon, com - ing soon.

55 G D⁷ G

Mum - mies and Dad - dies are com - ing soon, they're com - ing to take you a - way. They're

59 G C D⁷

com - ing to take you a - way, (ha hah) They're com - ing to take you a - way. They're

63 G D⁷ G

com - ing to take you a - way, (ha hah) They're com - ing to take you home. They're

67 G C D⁷

com - ing to take you home (ha hah) They're com - ing to take you home. At the

71 G C D⁷

end of the day you can - not stay, the teach - ers go home and you can't be a - lone. And

75 C D D⁷ G

that is why you have to go home!

The Swimming Song

1 $\text{♩} = 110$



Swim - ming, swim - ming, in my swim-ming pool. Swim - ming, swim - ming, in my swim-ming pool.
 Back - stroke, back - stroke, Back - stroke, back - stroke,
 Breast - stroke, breast - stroke, Breast - stroke, breast - stroke,
 Butter - fly, butter - fly, Butter - fly, butter - fly,



Kick, kick, kick, kick, kick, kick, kick. Kick, kick, kick, kick, kick, kick, kick. Kick, kick, kick, kick, kick, kick, kick.



Kick, kick, kick, kick, kick, kick, kick. Kick, kick, kick, kick, kick, kick, kick. Kick, kick, kick, kick, kick, kick, kick.

Words & Feelings

(Tune: Three Blind Mice)



I have words. I have words. I use my words. I use my words. I
 I feel sad. I feel sad. It makes me cry. It makes me cry. I'm
 I feel happy. I feel happy. It makes me smile. It makes me smile. I'm



use them to tell you what's hap - pened to me. I use them to tell you what I need. I
 sad when you don't want to play__ with me. I'm sad when you stay a - way from me. I'm
 hap - py when__ you play__ with me. I'm hap - py when you stay near me. I'm



use them to tell you how I feel. I have words.
 sad when you say you're not my friend. I feel sad.
 hap - py when you say you're my friend. I feel happy.